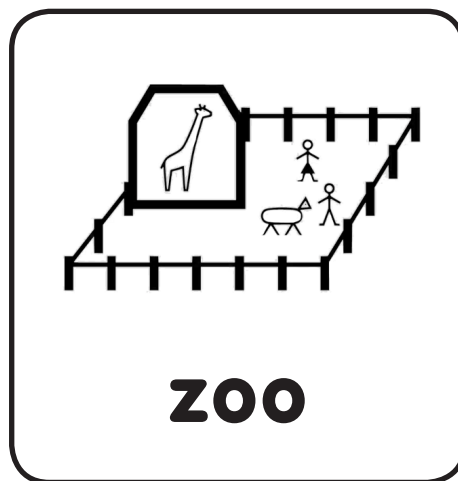


My Day Out at Banham Zoo

A Visual Story



BANHAM
ZOOLOGICAL
GARDENS

When I arrive

When I arrive at Banham Zoo we will park in the car park and wait for our adults to tell us when we are ready to walk to the entrance.



hello



There may be a lot of cars and coaches in the car park so we need to be careful crossing any roadways.




I may have to walk over a special foot mat on the way in which may be wet, but it is very important to protect the birds.

The Map



This map shows me how big the zoo is and where I can find the different animals.

I must stay with my adult all times but if I do get separated I must find an adult wearing a zoo logo uniform.





Logo (seen on uniform sleeves or coats)

Sample staff badge






The Animals

Banham Zoo is home to many animals from all over the world. I may see some of the following ...



The Animals



Staff at Banham Zoo

Lots of people work at Banham Zoo and during my visit I might see of the staff and some may even talk to me.

The zookeepers wear green uniform and other staff wear navy uniform and sometimes bright coloured jackets.



Vehicles

As Banham is a large zoo, I may see different vehicles today. There may be buggies, vans, tractors, diggers or a Roadtrain. These are driven by staff and drive very slowly as there are many guests walking around.

Some of the vehicles may make beeping sounds as they pass.



The Roadtrain

I may be able to ride the Roadtrain. I will need to queue up and wait for my turn to get onto the train. Once on I will stay seated at all times and keep my arms and legs inside the carriage. I do not need to wear a seatbelt but the driver will put a chain across the carriage entrance. The Roadtrain will drive slowly around the zoo for around 10 minutes.



There may be a talk on the train that I can listen to. The train driver talks into a microphone and their commentary comes out of the speakers in the carriages. There are also quiet trains available if I do not want to hear the commentary.

The Roadtrain Station is near the red panda enclosure.

Animal Talks

Throughout the day, I can choose to listen to zoo staff telling me about some of the animals that live in the zoo.

These talks will take place at different enclosures throughout the day. The presenter may be feeding the animals and talking into a microphone to make their voice loud so everyone listening can hear. I will not be allowed to feed the animals however.



Other guests, that are not part of my group may also attend, so there may be a crowd of people that I do not know.

I can ask questions after the talk if I would like to, but I may have to wait my turn. 'Quiet talks' using no speakers, may also be available at set times.

The Toilets

If I need the toilet I must tell my grown up in plenty of time so we can get to a toilet. There are four toilet blocks at Banham Zoo. The largest is in the building near Parkside Pizza.



The toilets can be a little noisy as they have hand driers in them, which other people may be using.



There are extra toilets located near the Roadtrain station, near the Australian paddock and near the giraffe enclosure. There is also a changing places toilet near the Discovery Centre

Changing Places

We have a Changing Places toilet at Banham Zoo. If you need to use this room, the admissions staff at the zoo will be able to provide you or your grown ups with a code for access throughout the day.

It is located near the Discovery Centre in the middle of the Zoo.



The Discovery Centre

The Discovery Centre is quite warm as this is where I will find the reptiles, insects and some aquatic animals.

Sometimes it can be quite noisy in here too as lots of children like to visit this area.




I can touch some animal artefacts if I would like to. These include horns, teeth, shells and skins.

There is a quiet area located in the classroom if I need a space to sit for a time out or peace and quiet. Please ask a member of staff.

Farm Barn

In the Farm Barn the goats are free to roam and I am allowed to stroke them but if they go into their gated area, I am not to follow them as this is their quiet area.



I may also see some rats, rabbits, guinea pigs, degus and sheep, but I am not allowed to stroke these animals.



If I touch the goats I will need to wash my hands in the Farm Barn handwash area.



The Tropical House


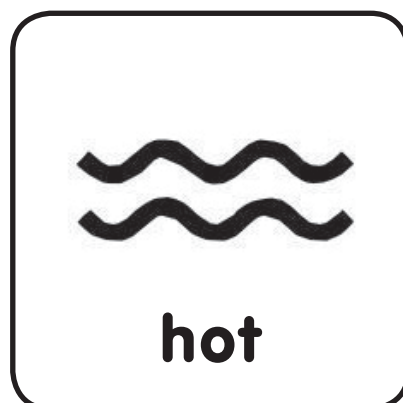
The Tropical House can be warm and noisy inside. I will need to go through a plastic curtain and walk over a foot mat in order to enter the house.

There will be a guide inside if I need any help.

Animals including monkeys, tortoises and sloths live here. Some of the birds are free-flying and may fly close to me. Some of the other animals, such as the sun conures, can be very loud when they call.



I will exit the building through a different door than the one I came in, and there are sinks available if I would like to wash my hands. There are hand driers in this area which may be loud when in use.



Sights, Sounds and Smells

Some animals at Banham Zoo can be very big, such as the camels and giraffes, and others can be small. Different animals make different noises and can smell very different too. Some of the areas that are likely to smell strongly are the giraffe house and the maned wolves.



If I don't like something, I can say so and move away but I must do this calmly so I don't scare the animals.

My grown ups will look after me and I am safe.

I may also hear some other noises at the zoo, such as the sound of fast cars from the nearby race track, loud bangs from nearby farms or low flying planes.

The quieter areas in the zoo include Woodland Walk and the path past the sitatunga to the leopards. If I want to go to these I must tell my grown up and wait for them to come too.

Where I Can Eat



I may take a picnic to Banham Zoo which I can eat in the undercover picnic area, or on a bench or on the grass.

I may eat in one of the restaurants; these are called Parkside Pizza (**right**) the Glade (**below**) and Woodlands. They sell hot and cold food. If we are buying our food, we must stand in the queue and wait our turn to be served and then sit down quietly to enjoy our meal. It may be busy and noisy in the restaurant areas during meal times.



The Gift Shop

On our way home, we may leave via the shop. I may be able to spend some money on a souvenir of my day. I must choose quietly and then queue to pay for my chosen item before I can take it home with me.

It may be busy or noisy in the shop so I may choose to exit via the zoo gate.




Weather

I may visit Banham Zoo on a cold wet day, which is when I must wear my coat, hat, scarf and maybe wellies!



If I visit on a sunny summer day, sun cream and a sun hat are very important.



Banham Zoo will look different at different times of the year and the weather may be different each time I visit, but there is always something exciting to see and do.

Play Areas

There is a Play Area in the centre of the zoo that includes a roundabout, climbing equipment, swings and a slide.



Some of the equipment is only suitable for small children.

Some of the equipment, such as the tower, is quite high and there may be a lot of other children playing in the tower at one time.



Goodbye

I have had a great day out and seen lots of the animals.



As I leave I will say goodbye to the staff I see.



The staff and animals at Banham Zoo look forward to seeing me again soon.